

## Mini Cluster Doily

\* - \*

### Supplies:

7g of '[India zakka Lace](#)' or  
other lace/light fingering yarn  
2.00mm crochet hook  
Yarn needle

### Finishing Measurement:

14.5cm in diameter

### Abbreviations:

sc = single crochet  
hdc = half double crochet  
dc = double crochet



### Special Stitch Instruction:

Cluster of dc2 = (yarn over, insert hook in stitch, yarn over, pull yarn thru stitch, yarn over, pull yarn thru 2 loops on hook) 2 times, yarn over and pull yarn thru all 4 loops on hook.

Cluster of dc3 = (yarn over, insert hook in stitch, yarn over, pull yarn thru stitch, yarn over, pull yarn thru 2 loops on hook) 3 times, yarn over and pull yarn thru all 5 loops on hook.

### Instruction:

worked in continuous rounds. DO NOT turn at the end of a round.

**Round1:** in [magic ring](#), ch1(do not count as sc), 8sc in ring, join with sl st in beginning sc.

**Round2:** ch2, 1dc in first sc, [ch3, 1cluster of dc2 in next sc] repeat around, end with ch1 and 1hdc in first dc (skip beginning ch2).

**Round3:** skip all cluster, ch2, 1dc in sp below, ch1, [(1cluster of dc2, ch3, 1cluster of dc2) in next ch3 sp, ch1] repeat around, 1cluster of dc2 in same sp if first dc, end with ch1 and 1hdc in first dc (skip beginning ch2).

**Round4:** skip all cluster, ch3(count as dc), (2dc, 1hdc, 1sc) in sp below, 1sc in next ch1 sp, [(1sc, 1hdc, 3dc, ch1, 3dc, 1hdc, 1sc) in next ch3 sp, 1sc in next ch1 sp] repeat around, (1sc, 1hdc, 3dc) in beginning ch3 sp, end with 1sc in top of ch3.

**Round5:** ch1(do not count as sc), 1sc in sp below, skip next 3dc and 1hdc and 1sc, ch5, 1dc in next sc, skip next 1sc and 1hdc and 3dc, [ch5, 1sc in next ch1 sp, skip next 3dc and 1hdc and 1sc, ch5, 1dc in next sc, skip next 1sc in 1hdc and 3dc] repeat around, end with ch2 and 1dc in beginning sc.

**Round6:** ch1(do not count as sc), 1sc in sp below, [ch5, 1sc in next ch5 sp] repeat around, end with ch2 and 1dc in beginning sc.

**Round7:** ch3(count as dc), 3dc in sp below, ch2, 1cluster of dc2 in next ch5 sp, ch2, [(4dc, ch1, 4dc) in next ch5 sp, ch2, 1cluster of dc2 in next ch5 sp, ch2] repeat around, 4dc in same sp of first 4dc, end with 1sc in top of ch3.


**Round8:** skip all dc and ch2 sp, ch8(count as 1dc and ch5), 1dc in sp below, ch5, (1dc, ch5, 1dc) in next cluster of dc2, [ch5, (1dc, ch5, 1dc) in next ch1 sp, ch5, (1dc, ch5, 1dc) in next cluster of dc2] repeat around, end with ch2 and 1dc in 3<sup>rd</sup> ch of ch8.



**Round9:** ch1(do not count as sc), 1sc in sp below, 8dc in next ch5 sp, 1sc in next ch5 sp, ch5, 1sc in next ch5 sp, [ch5, 1sc in next ch5 sp, 8dc in next ch5 sp, 1sc in next ch5 sp, ch5, 1sc in next ch5 sp] repeat around, end with ch2 and 1dc in beginning sc.

**Round10:** ch1(do not count as sc), 1sc in sp below, 1dc in next dc, \*ch1, 1dc in next dc\*7times, 1sc in next ch5 sp, [ch5, 1sc in next ch5 sp, 1dc in next dc, \*ch1, 1dc in next dc\*7times, 1sc in next ch5 sp] repeat around, end with ch2 and 1dc in beginning sc.

**Round11:** skip all dc, ch1(do not count as sc), 1sc in sp below, ch1, 1cluster of dc3 in next ch1 sp, \*ch3, 1cluster of dc3 in next ch1 sp\*6times, ch1, [1sc in next ch1 sp, ch1, 1cluster of dc3 in next ch1 sp, \*ch3, 1cluster of dc3 in next ch1 sp\*6times, ch1] repeat around, join with sl st in beginning sc.

Fasten off. Weave in ends.



- |                         |  |
|-------------------------|--|
| ○ = chain               |  = cluster of dc2 |
| X = single crochet      |  |
| ┌ = half double crochet |  = cluster of dc3 |
| └ = double crochet      |  |